

## [Approval of plan and permission to construct/extend/or take into use any building as a factory under the Factories Act, 1948](#)

### **How To Apply:-**

- Please go to Labour Department Website ([www.cg.nic.in/labour](http://www.cg.nic.in/labour)) then click on link ([नये कारखाने हेतु आवेदन](#)) then an online application form will appear on screen then please fill all your details and upload all required documents and after submitting a Temporary unique registration no will be generated by which user can get the status of their application form whether it is accepted or rejected with remarks.
- Then this application will be seen on Health and Safety login by verifying all details of online application Deputy Director Approve application within 30 days.
- After Approval user will get their userid and password through which user has to apply for factory Registration through this online portal.

### **List of Attachments:-**

- Firm/Establishment Memorandum/Partnership Deed
- Map Layout
- Land Record Document
- Pollution Certificate
- IIM Delhi Certificate
- Manufacturing Process Flow Chart
- NOC by Gram Panchayat or CSIDC Certificate

### **TimeLine:-**

- After Successful submission of application form user will get their Approval within 30 days.

### **Verification (User guide)**


1. Visit the URL for verification  
[http://cg.nic.in/labour/factory/SearchFormA\\_1.aspx](http://cg.nic.in/labour/factory/SearchFormA_1.aspx)
2. Provide the detail (like Permission number/ certificate number/ Licence Number) and click on submit
3. System would authenticate the details.

# FormA\_1

First User/Firms who wants to take permission to construct building as factory has to fill an online application and upload all their related documents and wait for online approval by Deputy Director.

<b>FORM 1-A</b> (Prescribed under Rule 3A) Application for approval of plans and for permission to construct/extend/or Take in to use any building as a factory.	
1. Applicant's Name & Post	Applicant's Name <input type="text"/> Post <input type="text"/>
2. Address of applicant on which he desires to communicated in this regard	Address <input type="text"/>
3. Full Name and postal address of factory	Factory Name <input type="text"/> Postal Address <input type="text"/>
4. Situation of the factory to be located:Village-	Village <input type="text"/>
Mobile No.	Mobile No. <input type="text"/>
Email-ID	Email-ID <input type="text"/>
District	District <input type="text" value="--चुनिचे--"/>
<b>5. The manufacturing process;</b>	
a) Carried on in the factory in the last 12 months (in the case of factory already in existence)	<input type="text"/>
b) To be carried on in the factory during the next twelve months (in the case of all factories)	<input type="text"/>
c) Whether it involves Hazardous process as interpreted under section 2[cb](give details)	<input type="text"/>
d) Whether it involves dangerous operation, wholly or partly, as declared under subrule(1) of the rule 107 under section 7(give details)	<input type="text"/>
e) Whether any chemical substance as specified under second schedule of the Act, is used, handled, stored or processed there at.	<input type="text"/>
<b>6. Number of workers to be employed in each room of the factory</b>	
A) Whether provision of amenities and facilities required to all workers according to the act and rules made hereundar have been taken care of in the plans	give details <input type="text"/>
7. Whether lifts/hoists/lifting achines of any kind installed/ to be installed in the plans.(give details)	give details <input type="text"/>
8. (A) Whether any worker will be required to work at any different floors or at a height from where he is likely to fall or work at a congested place due to machines or fittings or in a confined space, pit or sumps? (give details)	(A) <input type="text"/>
(B) If so, Whether provision of arrangements to be made for access, escape and ensure safety, in accordance to the Act and Rules hereunder have been taken care of in the plans	(B) <input type="text"/>
9. Whether there is any possibility of escape of dangerous fumes/gases or explosion? If so whether provisions on suitable arrangements to be made according to the Act and Rules hereunder have been taken care of in the plans?	provisions <input type="text"/>
<b>10. What materials are used/to be used for construction of:</b>	
a) Building(give details)	Building <input type="text"/>
b) Roofing(give details)	Building <input type="text"/>
<b>11. Particulars of the drawings submitted along with particulars of information submitted according to the requirement of Rules 3 A:</b>	
1. Layout plan(3 Sets)	<input type="checkbox"/>
2. Details Map(3 Sets)	<input type="checkbox"/>
<input type="button" value="Save"/>	

## Documents to be uploaded by user

 छत्तीसगढ़ शासन अम विभाग

Welcome:-      Date:- 19/06/2015


**FORM 1-A**  
(Prescribed under Rule 3A)  
Application for approval of plans and for permission to construct/extend/or Take in to use any building as a factory.

1. Applicant's Name & Post	<input type="text" value="Applicant's Name"/>	<input type="text" value="Post"/>
2. Address of applicant on which he desires to communicated in this regard	<input type="text" value="Address"/>	
3. Full Name and postal address of factory	<input type="text" value="Factory Name"/>	<input type="text" value="Postal Address"/>
4. Situation of the factory to be located:Village-	<input type="text" value="Village"/>	
Mobile No.	<input type="text" value="Mobile No."/>	
Email-ID	<input type="text" value="Email-ID"/>	
Map Layout	<input type="button" value="Choose file"/> No file chosen	
Land Record Document	<input type="button" value="Choose file"/> No file chosen	
Polution Certificate	<input type="button" value="Choose file"/> No file chosen	
IIM Delhi Certificate	<input type="button" value="Choose file"/> No file chosen	
Memorandum Copy	<input type="button" value="Choose file"/> No file chosen	
Manufacturing Process Flow Chart	<input type="button" value="Choose file"/> No file chosen	
NOC	<input type="button" value="Choose file"/> No file chosen	

## Office Work Approval Process

### Deputy Director Login Page

होम

 छत्तीसगढ़ शासन  
कार्यालय उपसंचालक औद्योगिक स्वास्थ्य एवं सुरक्षा

**Factory Login**


User Id

Password

© Department of Labour, Chhattisgarh | Site Hosted by [National Informatics Centre, Chhattisgarh](#)

## Approval Page


All Request will be shown to deputy director regarding their division and after verify all details application will be approved and an confirmation sms will be sent to factory owner mobile no with their loginid and password .

 **उत्तीसगढ़ शासन अम विभाग**

Welcome:- Date:- 19/06/2015

**FORM 1-A**  
(Prescribed under Rule 3A)  
Application for approval of plans and for permission to construct/extend/or Take in to use any building as a factory.

Applicant's Name OR Factory Name	<input type="text" value="Applicant's Name"/>	Document Status	Document Not Submitted ▾					
Approval Status	Pending ▾	<input type="button" value="Search"/>						
App_IndustryID	Applicant's Name	Post	Address	Village	Mobile No.	Email-ID		
1	test	test	test	test	9876543210	h@h.h	<a href="#">Show Detail</a>	<a href="#">Download Document</a>

 **उत्तीसगढ़ शासन अम विभाग**

Welcome:- Date:- 19/06/2015

**FORM 1-A**  
(Prescribed under Rule 3A)  
Application for approval of plans and for permission to construct/extend/or Take in to use any building as a factory.

1.	Applicant's Name & Post	<input type="text" value="test"/>	<input type="text" value="test"/>
2.	Address of applicant on which he desires to communicated in this regard	<input type="text" value="test"/>	
3.	Full Name and postal address of factory	<input type="text" value="test"/>	<input type="text" value="test"/>
4.	Situation of the factory to be located:Village.	<input type="text" value="test"/>	
	Mobile No.	<input type="text" value="9876543210"/>	
	Email-ID	<input type="text" value="h@h.h"/>	
	Remark	<input type="text" value="Email-ID"/>	
Document submission Date:		<input type="text" value="dd/MM/yyyy"/>	Approval Date: <input type="text" value="dd/MM/yyyy"/>
<input type="button" value="Aprove"/> <input type="button" value="Cancel"/> <input type="button" value="Reset"/>			