

Single Window Login के द्वारा e-श्रम सेवा पर कार्य करने के लिए हेल्प फाईल

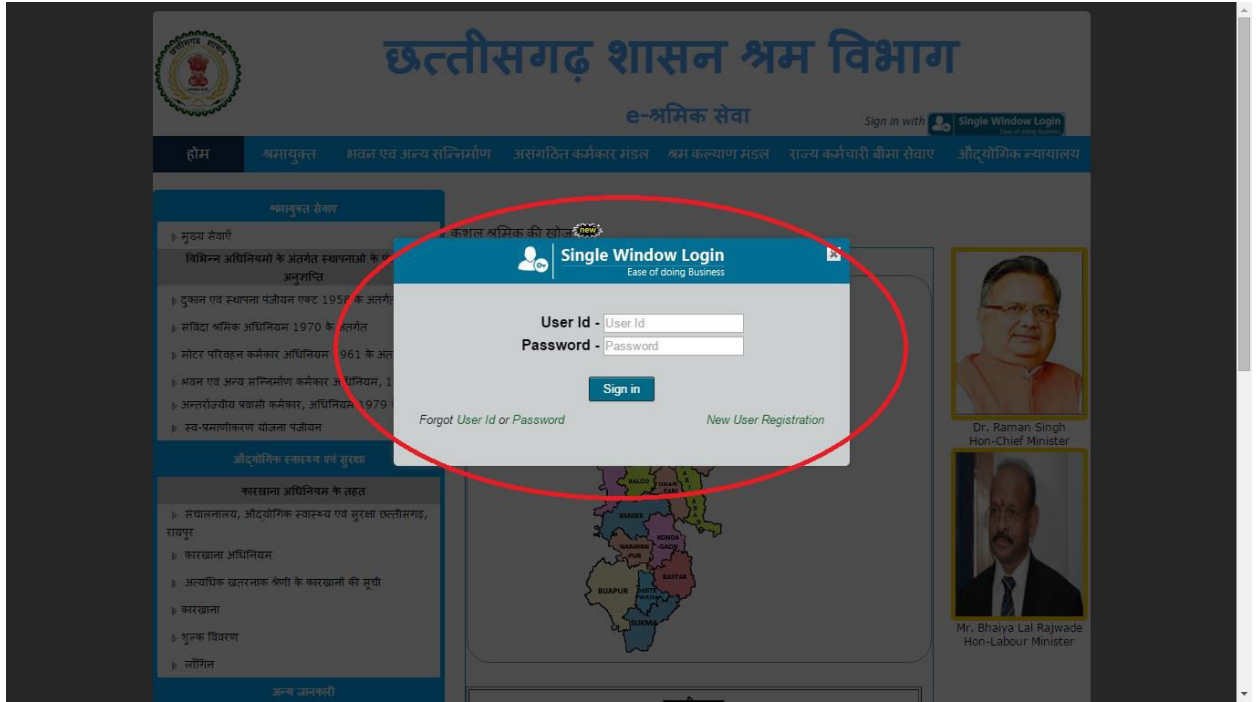
1. सबसे पहले cglabour.nic.in पर जाये |

2.  इस लिंक पर क्लिक करे|

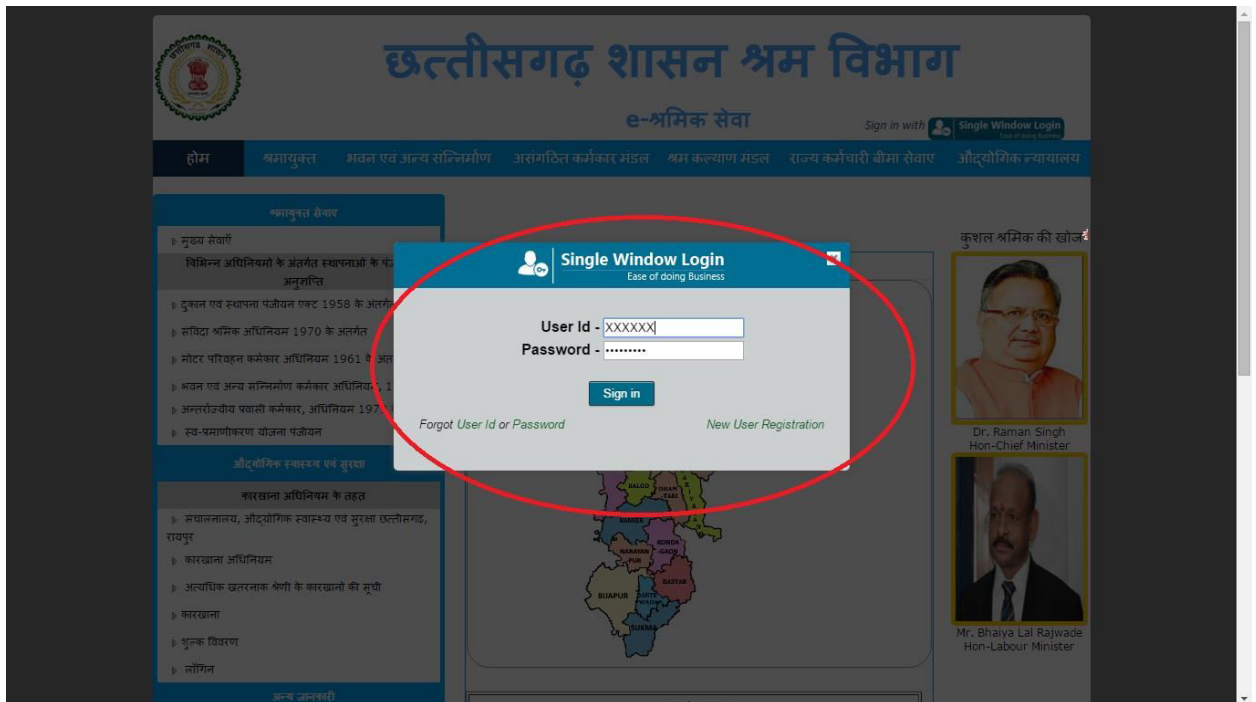


The screenshot shows the official website of the Chhattisgarh Labour Department. The header includes the state emblem and the text 'छत्तीसगढ़ शासन श्रम विभाग' (Chhattisgarh Labour Department) and 'e-श्रमिक सेवा' (e-Labourer Service). A navigation bar contains links like 'होम', 'श्रमायुक्त', 'भवन एवं अन्य सन्निमोण', 'असंगठित कर्मकार मंडल', 'श्रम कल्याण मंडल', 'राज्य कर्मचारी बोर्ड', and 'औद्योगिक न्यायालय'. A 'Single Window Login' button is highlighted with a red circle. The main content area features a map of Chhattisgarh with district names, a list of services, and portraits of the Chief Minister and Labour Minister.

3. जिसके पश्चात् सिंगल विंडो लॉग इन दिखाई देने लगेगा|



4. यदि आपने <http://industries.cg.gov.in/> पर यूजर आईडी बना लिया हो तो उस यूजर आईडी, पासवर्ड के द्वारा लॉग इन कर सकते हैं।



5. यदि आपके पास यूजर आईडी ना हो तो [New User Registration](#) पर क्लिक करे, और यूजर आईडी , पासवर्ड बनाये।

The screenshot displays the official website of the Uttarakhand Government, specifically the 'e-श्रमिक सेवा' (e-Labour Service) portal. The page features a navigation menu with options like 'होम', 'श्रमायुक्त', 'भवन एवं अन्य सन्निर्माण', 'असंगठित कर्मकर मंडल', 'श्रम कल्याण मंडल', 'राज्य कर्मचारी बीमा सेवाएं', and 'औद्योगिक न्यायालय'. A 'Single Window Login' modal is overlaid on the page, containing fields for 'User Id' and 'Password', a 'Sign in' button, and a 'New User Registration' link highlighted with a red circle. The background shows a map of Uttarakhand and portraits of government officials, including Dr. Raman Singh (Hon-Chief Minister) and Mr. Bhaiya Lal Rajwade (Hon-Labour Minister).



New User Registration

(*) Mark Fields Are Mandatory

Enterprise Details

Name of Enterprise:*	<input type="text" value="Enter Your Enterprise Name"/>	Organization Type:*	<input type="text" value="Select"/>
PAN:*	<input type="text" value="Enter PAN Number"/>	TAN:	<input type="text" value="Enter TAN Number"/>
EPFO Registration No	<input type="text" value="Enter EPFO Registration Number"/>	ESI Registration No :	<input type="text" value="Enter ESI Registration Number"/>
Telephone:	<input type="text" value="Enter Telephone Number with STD Code"/>	Fax:	<input type="text" value="Enter Your Fax Number"/>
Website Url:	<input type="text" value="Enter Your Website"/>	Official Email Id:	<input type="text" value="Enter Official Email id"/>

Communication Address

Block No/ House No:*	<input type="text" value="Enter Block No/ House No."/>	Road/Street/Lane:*	<input type="text" value="Enter Road/Street/Lane."/>
Area/Locality:*	<input type="text" value="Enter Area/Locality"/>	PinCode:*	<input type="text" value="Enter Your PinCode"/>
State:*	<input type="text" value="Chhattisgarh"/>	District:*	<input type="text" value="Select District"/>

Entrepreneur Details (fill details based on organization type)

Add More

Entrepreneur Name	Gender	Category	Knowledge Level	Equity Participation(inR)	Equity Participation(in%)
<input type="text" value="Entrepreneur Name"/>	<input type="text" value="Select"/>	<input type="text" value="Select"/>	<input type="text" value="Select"/>	<input type="text" value="In Rupees"/>	<input type="text" value="In Percent"/>

Authorized Representative Details

Representative Name:*	<input type="text" value="Enter Your Name"/>	Mobile Number:*	<input type="text" value="Enter Your 10 digit Mobile Number"/>
Aadhar Number:	<input type="text" value="Enter Your 12 Digit Aadhar Number"/>	Email:*	<input type="text" value="Enter Your Email"/>

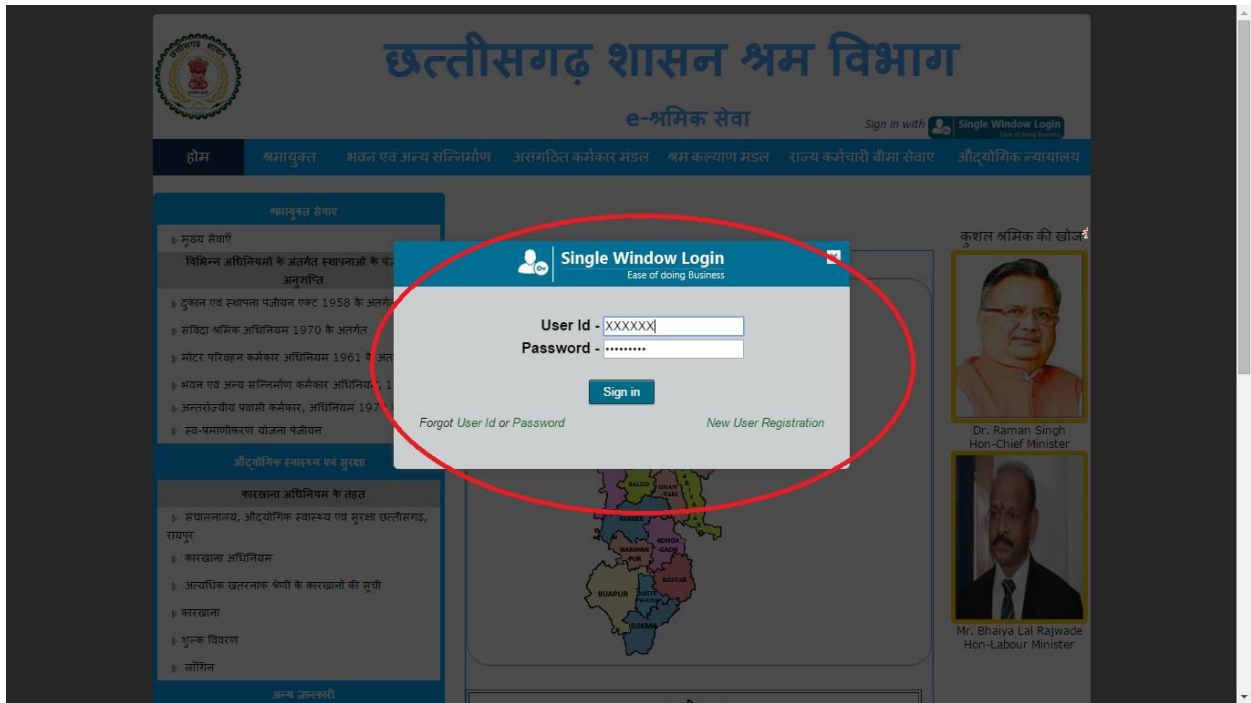
Login Details

User ID (Preferred):*	<input type="text" value="Preferred User Id"/>	Password:*	<input type="text" value="Your Password"/>	Confirm Password:*	<input type="text" value="Confirm Password"/>
Enter the Characters shown in image	<input type="text" value="Enter Captcha Characters"/>				

Register

CLEAR

6. यूजर आईडी , पासवर्ड बनने के बाद cglabour.nic.in जा कर लॉग इन करे |



7. क्लिक करने के पश्चात् आपको नया पेज दिखाई देने लगेगा जिसमें आपको उधम अकांक्षा न. डाल कर "SUBMIT" Button पर करना होगा।

Chhattisgarh Labour Department
Government of Chhattisgarh

Please Provide Your Udyam Aakanksha / Unit Number

User ID : **pratik512**

Udyam Aakanksha / Unit Number : **XXXXXXXXXXXX**

Submit

Toll Free Help Line No : 1800-233-2021

Designed and Maintained by National Informatics Centre, Chhattisgarh.
Disclaimer Copyright @ 2015. All Rights reserved.

8. लॉग इन के पश्चात् [Services](#) के लिंक का उपयोग कर श्रम विभाग की सुविधाओं का लाभ ले सकते हैं।

Welcome: Pratik Chandrakar
UAN: 1110126965333
Change UAN

Home Logout

Services(Ease of Doing Business)

Factory Plan Approval(Form1-A) User Manual View Submitted Application Application Status: Pending Download	Factory Licence Application(Form-4) User Manual Apply Application Status: Not Applied Download	Renewal of Factory Licence User Manual Apply Application Status: Not Applied Download
Registration of principal employer's establishment User Manual Apply Application Status: Not Applied Download	Licence for contractors User Manual Apply Application Status: Not Applied Download	Renewal of licence for contractors User Manual Apply Application Status: Not Applied Download
Registration of contractors User Manual Apply Application Status: Not Applied Download	Inspection User Manual Inspection Not Generated Download	Single Return User Manual Apply Check Status Download

Designed and Maintained by [National Informatics Centre, Chhattisgarh](#)
Disclaimer Copyright © 2015. All Rights reserved.

9. उदहारण:- यदि मुझे कारखाने के **Approval of plan and permission to construct/extend/or take into use any building as a factory under the Factories Act, 1948** के अंतर्गत स्वीकृति लेनी हो तो निचे दिए हुए छवि के अनुसार क्लिक करें।



छत्तीसगढ़ शासन श्रम विभाग

Welcome: Pratik Chandrakar
UAN: 11101269655333
[Change UAN](#)

e-श्रमिक सेवा

[Home](#)

[Logout](#)



Services(Ease of Doing Business)

Factory Plan Approval(Form1-A)

[User Manual](#)
[View Submitted Application](#)
Application Status:Pending
[Download](#)

Factory Licence Application(Form-4)

[User Manual](#)
[Apply](#)
Application Status:Not Applied
[Download](#)

Renewal of Factory Licence

[User Manual](#)
[Apply](#)
Application Status:Not Applied
[Download](#)

Registration of principal employer's establishment

[User Manual](#)
[Apply](#)
Application Status:Not Applied
[Download](#)

Licence for contractors

[User Manual](#)
[Apply](#)
Application Status:Not Applied
[Download](#)

Renewal of licence for contractors

[User Manual](#)
[Apply](#)
Application Status:Not Applied
[Download](#)

Registration of contractors

[User Manual](#)
[Apply](#)
Application Status:Not Applied
[Download](#)

Inspection

[User Manual](#)
Inspection Not Generated
[Download](#)

Single Return

[User Manual](#)
[Apply](#)
Check Status
[Download](#)

Designed and Maintained by [National Informatics Centre, Chhattisgarh](#).
Disclaimer Copyright © 2015. All Rights reserved.





FORM 1-A

(Prescribed under Rule 3A)

Application for approval of plans and for permission to construct/extend/or Take in to use any building as a factory.

1. Applicant's Name & Post	Pratik Chandrakar	Post
2. Address of applicant on which he desires to communicated in this regard	ddddddd	
3. Full Name and postal address of factory	Test Enterprise	ddddddd
4. Situation of the factory to be located:Village-	Raipur (M Corp. + 06) - 802034	
Mobile No.	9893283691	
Email-ID	pratik.chandrakar@nic.in	
District	--पुनिये--	
5. The manufacturing process;		
a) Carried on in the factory in the last 12 months (in the case of factory already in existence)	<input type="text"/>	
b) To be carried on in the factory during the next twelve months (in the case of all factories)	<input type="text"/>	
d) Whether it involves dangerous operation, wholly or partly, as declared under subrule(1) of the rule 107 under section 7(give details)	<input type="text"/>	
e) Whether any chemical substance as specified under second schedule of the Act, is used, handled, stored or processed there at.	<input type="text"/>	
6. Number of workers to be employed in each room of the factory		
A) Whether provision of amenities and facilities required to all workers according to the act and rules made hereunder have been taken care of in the plans	give details	
7. Whether lifts/hoists/lifting achines of any kind installed/ to be installed in the plans.(give details)	give details	
8. (A) Whether any worker will be required to work at any different floors or at a height from where he is likely to fall or work at a congested place due to machines or fittings or in a confined space, pit or sumps? (give details)	(A)	
(B) if so, Whether provision of arrangements to be made for access, escape and ensure safety, in accordance to the Act and Rules hereunder have been taken care of in the plans	(B)	
9. Whether there is any possibility of escape of dangerous fumes/gases or explosion? If so whether provisions on suitable arrangements to be made according to the Act and Rules hereunder have been taken care of in the plans?	provisions	
10. What materials are used/ to be used for construction of:		
a) Building(give details)	Building	
b) Roofing(give details)	Building	
11. Particulars of the drawings submitted along with particulars of information submitted according to the requirement of Rules 3 A:		
1. Layout plan(3 Sets)	<input type="checkbox"/>	
2. Details Map(3 Sets)	<input type="checkbox"/>	
<input type="button" value="Save"/>		

9. इस तरह से आप सिंगल विंडो के द्वारा श्रम विभाग की सुविधाओं का उपयोग कर सकते हैं।